

## Fusion Menu

Written by Administrator

Tuesday, 22 September 2009 14:27 - Last Updated Thursday, 01 October 2009 16:39

---

Fusion requires RokNavMenu to be installed in order for it to work and needs to be at least version 1.7

Fusion is javascript-based dropdown menu system, with extensive functionality. The menu itself is built on the rewritten core of the latest revision of RokNavMenu, the core application behind all RocketTheme menus.

Fusion offers a series of new abilities ranging from Menu Icons, Subtext support and much greater controls over the Multiple Column ability for dropdowns.

For more information on RokNavMenu, please go to <http://www.rockettheme.com/extensions-joomla/roknvmenu>



### Template Configuration

You can configure Fusion Menu at **Extensions** → **Template Manager** → **rt\_infuse\_j15** and you will find all parameters under the

#### Menu Configuration Options

heading. A preview of these options can be seen in the adjacent screenshot.

### Menu Icons

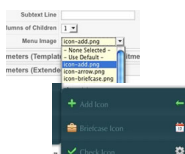
Fusion has support for individual menu icons for its dropdown menu items. These images are loaded from the **/templates/rt\_infuse\_j15/images/menus/** directory where you will find 31 images by default.

To setup a Menu Icon, go to **Menu** → **Mainmenu** → **Select/Create a Menu Item**. Locate the **Menu Image**

field in

#### Parameters (Template theme - infuse-fusion)

and select an image from the dropdown.



### Subtext

Subtext is the term used to describe the secondary text placed underneath the menu title.

## Fusion Menu

Written by Administrator

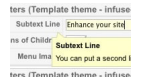
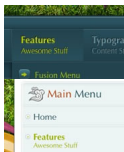
Tuesday, 22 September 2009 14:27 - Last Updated Thursday, 01 October 2009 16:39

---

To add your own Subtext, go to **Menu** ▢ **Mainmenu** ▢ **Select/Create a Menu Item**. Locate the **Subtext** field in

**Parameters (Template theme - infuse-fusion)** and insert your desired text.

If you are using SplitMenu, insert your **Subtext** into the **Parameters (Template theme - infuse-splitmenu)** section.



### Multiple Dropdown Columns

Fusion has the facility for dynamic column control for its dropdown. You can choose between single (1) or double (2) column modes for children of every single menu item via configuration.

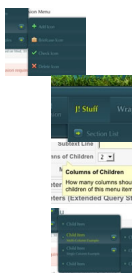
To control the number of columns of each menu item, go to **Menu** ▢ **Mainmenu** ▢ **Select/Create a Menu Item**.

Locate the

**Columns of Children**

field in

**Parameters (Template theme - infuse-fusion)** and choose either 1 or 2.



### Dynamic Child Direction

Typically, a dropdown menu column will extend beyond the width of the browser window if you have enough child levels. However, with Fusion, the menu detects the width of the browser and will change the direction of menu pullouts so all menu items are visible without the need to scroll.

# Fusion Menu

Written by Administrator  
Tuesday, 22 September 2009 14:27 - Last Updated Thursday, 01 October 2009 16:39

---

